



PENTARCH
FORESTRY®

PRODUCT SELECTION GUIDE




Image Credit: DFJ Architects
 Front Cover Image Credit: Big House Little House

Timber Grades	4
Selecting Timber	5
Australian Timber Species	6
Product by Species	7
Premier Solid Flooring™	8
Premier Solid Overlay Flooring™	10
Engineered Flooring	12
metallon XL™	14
Parquetry	16
Premier Decking™	18
Premier Cladding and Lining™	20
Solid Seasoned F17 & F27	22
Premier Screening™	24
Sports Flooring	25
Sustainability	26
Care and Maintenance	27

TIMBER GRADES


Pentarch Forestry meets the structural requirements of Australian Standards (AS 2796.1 and AS 2796.2), however aesthetically Pentarch Forestry utilises the grading system shown below.

Grading is distinguished by selective gum veins, spirals, burls, insect trails and other natural features that give timber floors a unique character, as individual as a signature. Our Timber flooring is not graded for colour variation or grain patterns as they form part of the natural beauty of timber flooring.



CLASSIC GRADE*

A subtle feature grade of timber flooring that provides a low level of natural features. The low levels of natural feature present the floor with a uniform look that is best suited to modern, minimalist styles. *Parquetry only




STANDARD AND BETTER GRADE

Carefully graded to include the most interesting and moderate timber characteristics. This grade offers a minimum level of natural features suited to most design styles.

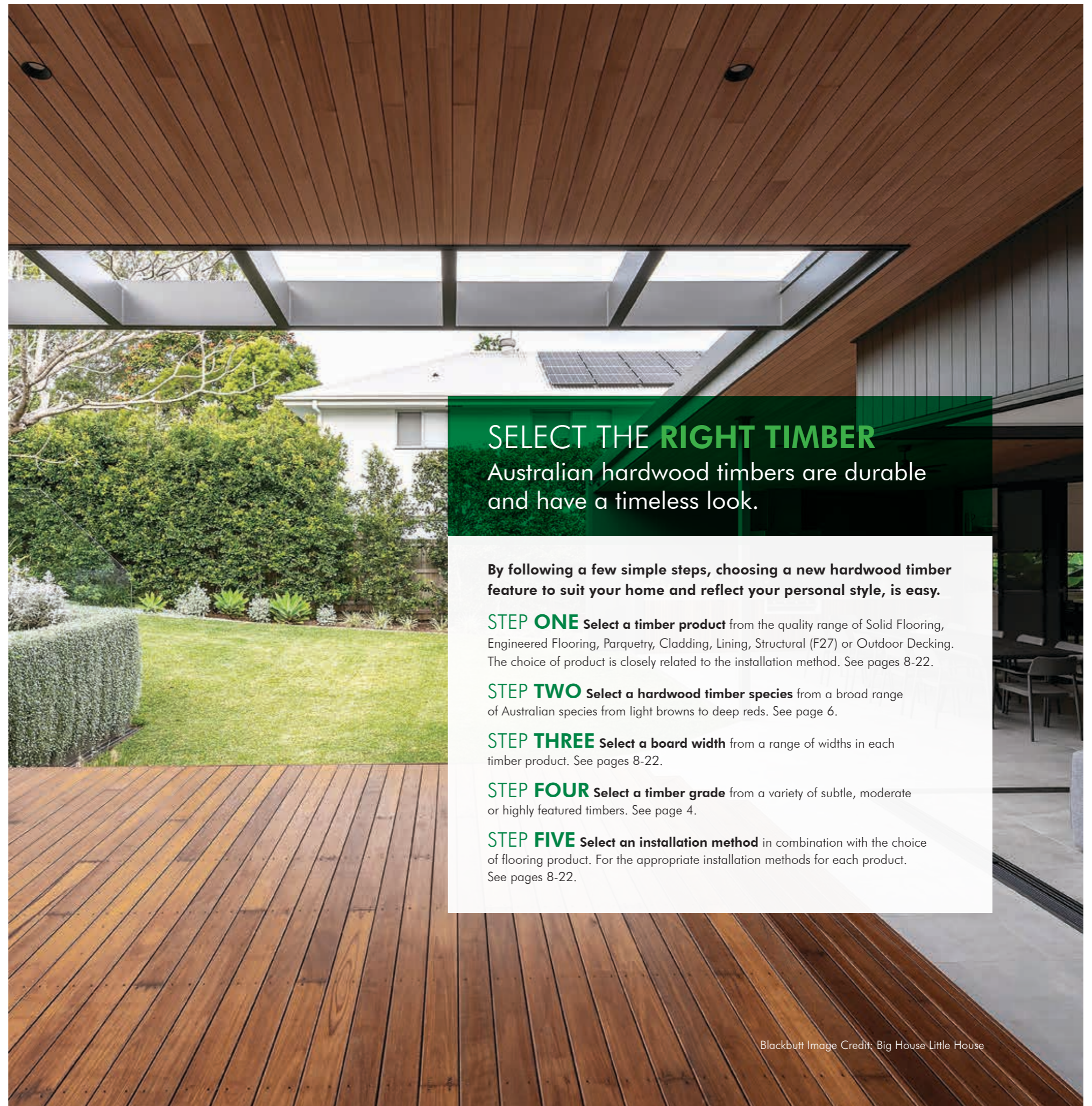


NATURAL GRADE

Pentarch Forestry's rustic grade displaying a high level of natural features. This grade offers a unique, aged look with extenuated natural features and is well-suited to both commercial interiors and traditional decors.



Stains and sticker marks are a permissible feature on natural grade only.



SELECT THE RIGHT TIMBER

Australian hardwood timbers are durable and have a timeless look.

By following a few simple steps, choosing a new hardwood timber feature to suit your home and reflect your personal style, is easy.

STEP ONE Select a timber product from the quality range of Solid Flooring, Engineered Flooring, Parquetry, Cladding, Lining, Structural (F27) or Outdoor Decking. The choice of product is closely related to the installation method. See pages 8-22.

STEP TWO Select a hardwood timber species from a broad range of Australian species from light browns to deep reds. See page 6.


STEP THREE Select a board width from a range of widths in each timber product. See pages 8-22.

STEP FOUR Select a timber grade from a variety of subtle, moderate or highly featured timbers. See page 4.

STEP FIVE Select an installation method in combination with the choice of flooring product. For the appropriate installation methods for each product. See pages 8-22.

Blackbutt Image Credit: Big House Little House


TIMBER SPECIES




Blackbutt
From cream to pale brown and an occasional tinge of subtle pink.



Brush Box
Varying from pale pinkish grey to rich reddish brown.




East Coast Jarrah
A rich blend of red Australian hardwood species.




Flooded (Rose) Gum
Soft rose tones varying from pale pink to soft reds and red browns.




Grey Gum
Colours ranging from red to reddish brown with the sapwood being much paler.



Ironbark
From pale brown to dark chocolate brown as well as dark red.




New England Blackbutt
Pale brown with an even texture and straight grain.




Northern Chestnut
A striking blend of blonde coloured eucalyptus.




Red Mahogany
A mix of pale tones of sapwood to the dark, rich red colouring.




Silvertop Ash
Pale brown in colour and sometimes displaying hints of pink.




Spotted Gum
A soft mottled colour from pale grey browns and soft creams to rich chocolate brown.




Stringybark
Colouring ranges from pale yellows to yellowish browns and has a straight grain.




Sydney Blue Gum
Its distinctive colour varies from soft pinks to dark pinks and red toned browns.



Tallowwood
Is predominantly yellowish brown with a tinge of olive green and beautiful growth rings visible.




Turpentine
In colour, it varies in hues of reddish-brown through to deep chocolate.



White Mahogany
A unique palette from pale brown and golden hues to a light cream with a slightly pink tint.

Blackbutt- Image Credit: Mactech Constructions



Species	Solid Flooring	Sports Floor	Solid Overlay	Engineered Flooring	metallon XL™	Parquetry	Decking	Cladding Lining	Screening Batters	F27	F17	Janka* Rating
Blackbutt	✓	✓	✓	✓	✓	✓	✓	✓	✓	✓		8.9
Brush Box	✓					✓						9.1
East Coast Jarrah#	✓											8.1
Flooded (Rose) Gum	✓											7.3
Forest Reds							✓	✓				8.1
Grey Gum							✓					14.0
Ironbark	✓					✓	✓	✓		✓		16.0
Mixed Hardwood#	✓						✓			✓	✓	-
New England Blackbutt	✓											9.2
Northern Chestnut#	✓											7.3
Red Mahogany	✓						✓					12.0
Silvertop Ash		✓					✓					9.7
Spotted Gum	✓	✓	✓	✓		✓	✓	✓	✓	✓		10.1
Stringybark	✓						✓	✓				8.6
Sydney Blue Gum	✓		✓	✓		✓						8.1
Tallowwood	✓					✓	✓		✓	✓		8.6
Turpentine	✓					✓	✓	✓				11.6
White Mahogany	✓						✓					12.0

* The janka rating is the hardness level given to each species, the higher the number the greater the hardness.

East Coast Jarrah is a mix of red species, Northern Chestnut is a mix of blonde species and Mixed Hardwood is a mix of blonde, brown and red.

THE CLASSIC STYLE OF A TRADITIONAL TIMBER FLOOR

Premier Solid Flooring is precision-milled, providing a wear layer that can be refinished, providing long-lasting enjoyment. It is manufactured with a tongue and groove profile that is also end-matched for a tight board-to-board fit and a continuous, stable surface.

One of the benefits of Premier solid flooring is that it can handle foot traffic as soon as it is laid, allowing for other trades on the job before a final sanding and application of the finish.

Secret Fixing Wide Boards

In the past, 130mm wide boards have had to be top nailed. With Pentarch Forestry installation procedure for secret fixing wide boards, board widths of up to 130mm can be secret nailed into the tongue for a smooth and clean finish. Pentarch Forestry recommends that installation is handled by a professional installer. See the Pentarch Forestry installation guide for further details.

Installation Requirements

Pentarch Forestry's Premier solid flooring is a structurally solid hardwood tongue and groove strip flooring profile designed to be installed over bearer and joists, or timber battens/15mm+ structural plywood over concrete, or particleboard sheet flooring using secret or top nailing methods.

Available Sizes

63 x 19mm*, 85 x 19mm, 130 x 19mm and 180 x 20.5mm* (top nail only)
Random lengths up to 5700mm *Selected species only.

Available Grades


Standard & Better and Natural



Northern Chestnut - Image Credit: Isaac Garrard Building




Image Credit: Benjamin Hoskin




Blackbutt



Brush Box



East Coast Jarrah




Flooded (Rose) Gum




Ironbark



New England Blackbutt



Northern Chestnut




Red Mahogany



Spotted Gum



Stringybark



Sydney Blue Gum



Tallowwood



Turpentine



White Mahogany



Spotted Gum

DESIGNED FOR THOSE WHO LOVE THE STYLE AND WARMTH GIVEN BY A SOLID TIMBER FLOOR, BUT DON'T HAVE THE TRADITIONAL SUBFLOOR STRUCTURE

The Premier solid overlay flooring range is designed to be glued and nailed down directly over concrete, existing timber flooring, or structural underply, as long as the existing floor is clean, dry and flat. It is ideal for installing in ground floor renovations over a concrete slab or second storey refurbishments where the subfloor is still in place.

The Premier solid overlay flooring is produced in 85mm and 130mm wide boards in popular species Blackbutt and Spotted Gum. Precision milled to 14mm thick; the board is thinner than 19mm traditional solid strip flooring range. Overlay is laid directly over a structural surface such as concrete or plywood, it is well supported, where the additional 5mm thickness is not required.

When compared to traditional solid strip flooring range, the overlay flooring still offers a similar depth of wear, providing a lifetime of enjoyment.

Installation Requirements

Pentarch Premier solid overlay flooring range is designed for a subfloor that is structurally sound, level, flat, clean and dry such as plywood or particleboard (all profiles), existing strip timber floors (all profiles) and concrete slabs – 85mm profile only.

Available Sizes

85 x 14mm and 130 x 14mm
Random Lengths from 900mm to 4200mm

Available Grades

Standard & Better and Natural

PREMIER SOLID OVERLAY FLOORING™



Blackbutt



Spotted Gum



Blackbutt



Spotted Gum

PENTARCH FORESTRY ENGINEERED FLOORING BRINGS SOPHISTICATION AND WARMTH OF REAL TIMBER

Our Engineered Flooring is designed with a quality multi-layer construction, providing a stable timber floor with easy installation over many surfaces.

Features and Benefits

- Pentarch Engineered Flooring is coated with a 10% UV cured acrylic matte brushed lacquer
- The 3mm nominal hardwood top layer allows resanding and recoating for a long service life
- The board has a 4 side UNICLIC® profile for a tight board-to-board fit and consistent finish
- The clear coating highlights the natural colour and timber features
- No mess and fumes from sanding and finishing
- Can be walked on within hours of installation

Installation Requirements

Pentarch engineered flooring can be glued or floated over any level subfloor such as a concrete slab, particleboard or plywood sheeting or over old timber floors or tiles.

Available Sizes

134 x 14 x 1820mm* and 186 x 14 x 2200mm* (long edges micro bevelled)

Available Grades

Standard & Better

Underlays

Underlays assists with floor levelling, cushioning and acoustic properties. Pentarch Forestry has a variety of quality underlays, such as ecoCORK Insulation Acoustic Underlay*, that can be installed with timber flooring to provide a range of quality flooring solutions for any venue.


*Up to six short boards per box

*For more information, visit pentarchforestry.com.au/ecoCORK




ENGINEERED FLOORING


Spotted Gum




Blackbutt




Spotted Gum



Sydney Blue Gum
(134mm only)



Blackbutt - Image Credit: Studio Black Interiors



Spotted Gum - Image Credit: Marques Flooring



PENTARCH METALLON XL™ ENGINEERED FLOORING ENVELOPES THE EARTHY BEAUTY OF TIMBER FLOORING AND CONTEMPORARY AESTHETICS OF PRECIOUS METALS

With UNICLIC® locking system, metallon XL™ seamlessly integrates into your space. Pre-finishing minimises the extra work required and allows for versatility with its ability to be sanded back to reveal a more natural Blackbutt finish.

Features and Benefits

- Available in Blackbutt with stained finishes
- No mess and fumes from sanding and finishing
- Low sheen high-quality European UV-cured acrylic lacquer
- Minimum 100gsm film build, for better wearability
- Easy installation over multiple surface types featuring the UNICLIC® Locking System on all four sides
- Unique colour and grain variations to suit any requirements

Installation Requirements

Pentarch metallon XL™ engineered flooring can be glued or “floated” over any level subfloor such as a concrete slab, particleboard or plywood sheeting or over old timber floors or tiles.

Available Size

186 x 14 x 2200mm* (long edges micro bevelled)

Available Grades

Standard & Better

Underlays

Underlays assists with floor levelling, cushioning and acoustic properties. Pentarch Forestry has a variety of quality underlays, such as ecoCork Insulation Acoustic Underlay*, that can be installed with timber flooring to provide a range of quality flooring solutions for any venue.


*Up to six short boards per box *For more information, visit pentarchforestry.com.au/ecoCORK
#Fumed which allows the copper tones to be infused into the Blackbutt veneer




Aztec White




Copper#



Quicksilver



Sterling




Tungsten





Blackbutt - Image Credit: Brett Beardman Photography


PARQUETRY




Blackbutt




Brush Box




Ironbark




Spotted Gum



Sydney Blue Gum



Tallowwood



Turpentine

PENTARCH PARQUETRY IS SUPPLIED IN THE POPULAR BLOCK PARQUETRY STYLE.

Block parquetry can be laid in any pattern using contrasting coloured timbers to create depth in the design. Blocks of timber are manufactured and then laid individually to create the chosen pattern. There are many popular patterns in Pentarch block parquetry. Alternatively, custom patterns or feature blocks can be created.

Features and Benefits

- Parquetry is an extremely durable floor covering making it the perfect solution for heavy traffic areas such as halls, steps, entrance ways and even commercial interiors
- Can be laid down in many patterns
- Should a small section be seriously damaged, it can be easily replaced.
- After years of wear the entire floor can be restored by sanding and refinishing

Installation Requirements

Pentarch parquetry flooring should be glued over any level subfloor such as a concrete slab, particleboard, plywood sheeting or over old timber floors. Consult your floor installer for your best requirements.

Available Sizes

- Standard 260 x 65 x 18mm
- Jumbo 340 x 85 x 18mm
- Grande 600 x 120 x 18mm



Blackbutt - Image Credit: Marques Flooring

ENGINEERED HERRINGBONE PARQUETRY™

Features and Benefits

- Coated with a 10% UV cured acrylic matte lacquer and brushed for added texture
- The 3mm nominal hardwood top layer allows re-sanding and re-coating for a long service life
- Each board is end matched and tongue and grooved for a tight board-to-board fit and consistent finish
- No mess and fumes from sanding and finishing

Installation Requirements

Pentarch parquetry flooring should be glued over any level subfloor such as a concrete slab, particleboard, plywood sheeting or over old timber floors. Consult your floor installer for your best requirements.

Available Size

- Natural - 610 x 122 x 14mm and 670 x 134 x 14mm
- Metallon - 610 x 122 x 14mm

Available Grades

Standard & Better

Underlays

Underlays assists with floor levelling, cushioning and acoustic properties. Pentarch Forestry has a variety of quality underlays, such as ecoCork Insulation Acoustic Underlay*, that can be installed with timber flooring to provide a range of quality flooring solutions for any venue.

*For more information, visit pentarchforestry.com.au/ecoCORK

Natural



Blackbutt




Spotted Gum

metallon



Aztec White



Sterling

A HARDWOOD TIMBER DECK OFFERS A SUSTAINABLE AND STYLISH WAY TO ENHANCE YOUR SURROUNDINGS

Timber decks are particularly well suited to sloping sites and are excellent in split-level or two-storey construction. Pentarch Forestry's commercial decking can be used for a range of structures where a greater load capacity and wider spanning between supporting members is required.

Timber decking is beautiful and natural alternative to concrete and paving materials in accordance with local building codes and install guide. Decking can also be used to enhance the natural flow from indoor to outdoor by using the same species.

Decking can also be used for vertical design elements such as screens, seating, gates and fences. Native Australian hardwoods are an excellent choice for decking because of their high density, toughness, durability and in some species, fire retardancy and termite resistance. Pentarch Forestry's Premier timber decking is seasoned to ensure optimum hardness, stability and long service life.

Installation Requirements

Pentarch's Premier decking should be nailed or screwed directly to hardwood bearers and joists. Fencing can be screwed into timber or steel posts. Please note that a structural engineer should be consulted on all structural designs and the relevant authorities should be consulted.

Available Sizes

64 x 19mm, 86 x 19mm, 130 x 19mm, 90 x 22mm*, 134 x 22mm* and 135 x 32mm*
Random lengths up to 5700mm *Selected species only.

Available Grades

Standard & Better



Blackbutt - Image Credit: Hammer & Heels Renovations



Blackbutt




Forest Reds




Grey Gum



Ironbark



Red Mahogany



Royal Reds



Silvertop Ash



Spotted Gum



Stringybark



Tallowwood



Turpentine



White Mahogany



PREMIER CLADDING AND LINING™

Blackbutt - Image Credit: MCD Constructions

HARDWOOD TIMBER CLADDING AND LINING PROVIDES AN ENVELOPE THAT PROTECTS A BUILDING.

Premier cladding and lining offers design freedom, ease of handling, a range of products and the natural beauty of Australian timber species. Pentarch's Premier cladding and lining provides an attractive and economical way to finish the exterior and interior of both new and old buildings and suits a traditional, modern or uniquely designed commercial or residential building.

Features and Benefits

- External Profile Design: Shiplap Internal Profile Design: V-joint and Shiplap Lining
- Design flexibility for interior/exterior use
- Flexible and resilient to the stresses of foundation and limited seismic movements
- Can be used on a wide variety of foundation conditions because of its flexibility
- Provides a long-lasting and durable external surface
- Designed for fixing to both timber and steel framework

Installation Requirements

Pentarch Forestry recommends that an experienced professional handles the installation of Pentarch's Premier cladding and lining. Ask a local timber retailer for a recommended contractor.

Available Sizes

External Cladding	Lining	Vintage Cladding
78 x 19mm - Shiplap	80 x 12mm - V-Joint	78 x 21mm* - Rough Sawn Shiplap
128 x 19mm - Shiplap	128 x 14mm - Shiplap	128 x 21mm* - Rough Sawn Shiplap

Available Grades

Standard & Better

*Due to the rough sawn face, actual board thickness can range from 20.5-26mm.



Blackbutt




Ironbark



Spotted Gum




Stringybark



Vintage



Vintage



Blackbutt

SOLID SEASONED HARDWOOD F17 & F27

Blackbutt - Image Credit Glasshouse Projects



SEASONING REFERS TO THE PROCESS OF REMOVING MOISTURE FROM TIMBER OR DRYING TIMBER.

Solid seasoned hardwood timber tends to have a superior dimensional stability to unseasoned hardwood timber and is much less prone to warping and splitting. Seasoning hardwood timber enhances the basic properties of the timber increasing the stiffness, bending strength and compression strength.

Features and Benefits

- Building a sustainable future, Pentarch Forestry has full Chain of Custody certification which meets the Responsible Wood Standard AS 4707.
- Seasoned structural hardwood is extremely strong and durable and will remain stable and won't warp, swell or flake.
- Seasoned structural hardwood offers superior nail holding capabilities and a consistent thickness and form.
- Ideal for all structural applications including subfloor construction, stair components, highly loaded truss members, wall lintels over openings and high strength structural beams.
- Sold as mixed hardwood.
- F27 also available in Blackbutt, Ironbark, Spotted Gum and Tallowwood by request.

Installation Requirements

Pentarch Forestry kiln dried structural hardwood products are manufactured to AS 2082 in pine compatible sizes to ensure they can be easily integrated with structural pine products.

Available Sizes

F17: 70-290 x 45mm

F27: 70-290 x 35mm and 70-290 x 45mm

Lengths up to 6000mm



Blackbutt - Image Credit Glasshouse Projects



PREMIER SCREENING™

Blackbutt

A HARDWOOD TIMBER SCREEN CAN ENHANCE ANY HOME, GARDEN OR COMMERCIAL PROPERTY.

Screening is non-structural and perfect for both indoor and outdoor applications. It is ideal for screening, fencing and gates and is dressed with four pencil round edges.

Features and Benefits

- Applications - Screens, Gates and Fences
- Available in BAL19 and BAL29 species

Available Sizes

40 x 40mm, 42 x 19mm, 69 x 15mm#, 57 x 32mm and 64 x 19mm

Available Grades

Standard & Better



Blackbutt



Spotted Gum



Tallowwood*

*Selected sizes only #Finger jointed and pre-oiled only



SPORTS FLOORING

Spotted gum

TIMBER SPORTS FLOORS ARE DURABLE, STUNNING AND STRONG.

The timber species is a critical choice when designing a sports floor. The available species are ideally suited to multi-purpose floors ensuring the sports floor has the strength suitable to withstand the demands of any game, creating a safe space for many sports.

Features and Benefits

- Australian Hardwood species are renowned for their strength and versatility.
- Suitable for use in BAL 19 and BAL 29 areas under Australian Standard AS 3959.

Available Sizes

63 x 20.5mm and 83 x 20.5mm
Random lengths up to 5700mm
(end matched and plain end)



Blackbutt



Silvertop Ash



Spotted Gum



Stringybark



SUSTAINABILITY

NATURAL, RENEWABLE, SUSTAINABLE.

Timber combines performance, wellbeing and environmental advantages and unlike other building materials, it can (with the right processes) be harvested, re-grown and re-harvested in an average person's lifetime.

Source: 'Carbon and Environment' www.naturallybetter.com.au

The production of timber products also uses less energy than certain other building materials (that are typically sourced from fossil fuels). For further information on timber and its sustainability visit

pentarchforestry.com.au



CHAIN OF CUSTODY CERTIFICATION

PENTARCH FORESTRY® SOLID HARDWOOD PRODUCTS HAVE FULL CHAIN OF CUSTODY CERTIFICATION WHICH MEETS THE RESPONSIBLE WOOD STANDARD AS 4707.

Pentarch Forestry has implemented Responsible Wood Chain of Custody certification to support responsible and sustainable forest management in Australia. Chain of Custody tracks a forest or wood product from its origin in a certified forest, through to its end use by the consumer.

The Responsible Wood Chain of Custody certification verifies that Pentarch Forestry solid hardwood products are produced from certified, legal and sustainable resources. As such, Chain of Custody is a tracking process that provides an environmental assurance standard for the sustainable use of Australia's forest resources.

Responsible Wood has been developed to promote sustainable forestry management specifically for the Australian environment. The Responsible Wood scheme has mutual recognition by the Programme for the Endorsement of Forest Certification Scheme (PEFC) the world's largest forest management certifier.

The Responsible Wood Scheme is the only Australian forest certification scheme with an Australian Standard (AS 4708). With Responsible Wood certified products, the timber used for Pentarch Forestry's solid hardwood flooring and decking is sourced from legal and sustainably managed resources.

CARE AND MAINTENANCE

ACCLIMATISATION

Timber is a natural (hygroscopic) material. For this reason, solid timber floors may need to be acclimatised to their new local environment before installation. In the home, various conditions such as heaters, air conditioning or direct sunlight can affect the moisture content of the floor.

INSTALLATION

Pentarch Forestry recommends that a qualified professional contractor handles the installation of your timber product. Ask a local timber flooring retailer for a recommended contractor.

CARE AND MAINTENANCE

Decking

To preserve the colour of the timber species and improve the life of the deck, apply a decking finish to the exposed surfaces. Reapply according to the manufacturer's instructions.

When left uncoated or if not re-coated when coating wears off, weathering can occur.

After installation, the deck must be swept and cleaned to remove metal filings from drilling, nailing or other construction that may cause black spots on the deck when exposed to the elements. Please refer to Pentarch Forestry Decking Installation Guide for further information.

Flooring Maintenance Tips

A timber floor represents a long-term investment. With proper care and maintenance, a hardwood timber floor should continue to look good and wear well for many years.

- Use dirt trapping mats at all exterior doors to minimise dirt and grit. Sweep regularly.
- Fit protective pads to the base of chairs and tables so floors don't get scuffed. If you have furniture with castors use barrel castors rather than ball castors.
- Move rugs from time-to-time to protect the floor from direct sunlight.
- Avoid high heeled shoes and other sharp or heavy objects that can dent the floor's surface.

Floor Cleaning Tips

- Regularly vacuum with a soft bristle head or an electrostatic attachment or sweep with an electrostatic mop.
- For stubborn dirt, mop the floor using a well wrung mop. Dry immediately after mopping with a clean cotton towel, to remove any excess moisture from the floor. A pH neutral floor cleaner can help remove stubborn dirt (use as per manufacturer's instructions).
- Never clean a floor with common household detergents, polishes, steel wool pads, wax or similar products. Never use Methylated Spirits or Kerosene, as any type of petroleum distillate will degrade the coating and irreversibly dull the floor. Only use a pH neutral floor cleaner as per manufacturer's instructions.
- Use only quality lint-free mops and thoroughly wash new mops to remove any lint.
- Over wetting a floor when mopping or cleaning can change the moisture balance and cause a floor to expand, which may result in cupping. Ensure that the mops and cloths are well wrung.
- Steam mops are not recommended for cleaning timber floors. Steam (moisture) is forced into the joints of the timber and any small incisions, breaks or cracks on the timber floor surface resulting in unusual reactions in the timber such as cupping. The heat from the steam mop could also cause damage to the coating on the floor.

Visit www.pentarchforestry.com.au for more information and maintenance guides



Turpentine - Image Credit Old Mill Timberyard



Responsible Wood
RWW-31-217



PEFC™
PEFC/21-31-217

Sustainably Grown. Australian Made.

Note: Variations within a timber species are normal, therefore photographs, samples and displays can only be indicative of colour and should not be used for final selection. It is normal for natural timber products to react to changes in atmospheric and environmental conditions such as humidity and temperature.

pentarchtimber.com.au

1800 818 317

©2026 PENTARCH FORESTRY PTY LTD (ABN 22 159 663 420). Pentarch Forestry and the Pentarch Forestry logo are trade marks or registered trade marks of PENTARCH FORESTRY PTY LIMITED or one of its subsidiaries. PEN_0490



PENTARCH
FORESTRY®